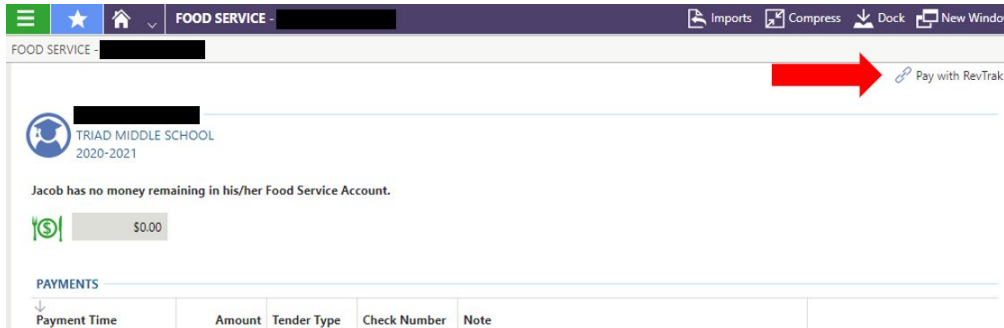


Parent Guide to Triad Online Payments

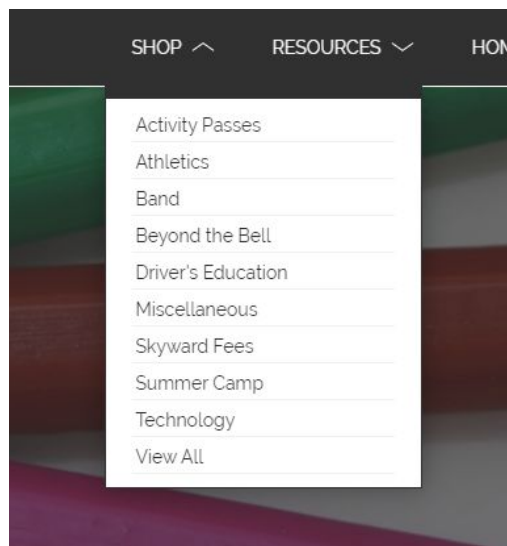
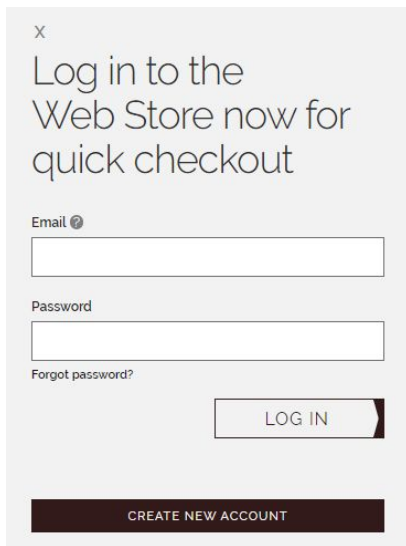
To make a payment for fees and/or food service, please begin in Family Access in Skyward. Select the student you wish to pay fees for and choose either the "Fee Payment" or "Food Service" tile under that specific student.



Select the **Pay with RevTrak** option, located in the upper-right corner of the Skyward screen; this will take you to the **Triad CUSD 2 Web Store**.

Log in to the Web Store (create a new account if this is your first time

making a payment), then select the **Skyward Payments** option from the **SHOP** menu. You will be redirected to the Skyward Login screen the first time you make a Skyward payment. After logging into Skyward, you will be returned to Revtrak to complete the selection and payment process.



Select your item(s) for purchase, then follow the onscreen prompts to complete the payment process. Payments should appear and be available immediately after purchase.

